

































































MENU ITEM	KCAL	PROTEIN (g)	CARB (g)	SUGAR (g)	FAT (g)	SAT FAT (g)	FIBRE (g)	SALT (g)	ADULT MALE GDA%	ADULT FEMALE GDA%	CHILD GDA%
REGULAR CHIPS	426.8	6.6	57.2	● 1.8	● 17.4	● 9.2	7.7	● 0.4	17%	21%	24%
LARGE CHIPS	770.2	11.9	103.2	● 3.2	● 31.4	● 16.7	13.9	● 0.8	31%	39%	43%
REGULAR COD	409.8	28.6	12.8	● 0.8	● 27.1	● 14.3	0.9	● 1.3	16%	20%	23%
LARGE COD	906.9	63.2	28.3	● 1.7	● 59.9	● 31.6	2.1	● 3.0	36%	45%	50%
BEEF & ONION PIE	552.0	17.6	41.3	● 0.9	● 32.6	● 15.5	6.9	● 2.1	22%	28%	31%
STEAK & KIDNEY PIE	488.0	21.7	42.1	● 1.0	● 25.9	● 12.4	8.6	● 2.3	20%	24%	27%
CHICKEN & MUSHROOM PIE	475.0	17.2	35.5	● 0.7	● 29.2	● 11.3	7.9	● 2.3	19%	24%	26%
POTATO CHEESE & ONION PIE	536.0	14.1	51.9	● 4.0	● 30.2	● 15.5	2.9	● 2.4	21%	27%	30%
REGULAR PEAS	70.4	4.2	11.0	● 0.4	● 0.4	● 0.0	2.9	● 0.6	3%	4%	4%
LARGE PEAS	117.8	117.8	18.4	● 0.7	● 0.7	● 0.0	4.8	● 0.9	5%	6%	7%
REGULAR BEANS	86.9	5.2	14.2	● 5.5	● 0.2	● 0.0	4.1	● 0.8	3%	4%	5%
LARGE BEANS	145.4	8.6	23.7	● 9.2	● 0.4	● 0.0	6.8	● 1.4	6%	7%	8%
MEALS											
REGULAR CHIPS	426.8	6.6	57.2	1.8	17.4	9.2	7.7	0.4			
REGULAR COD	409.8	28.6	12.8	0.8	27.1	14.3	0.9	1.3			
TOTAL	836.6	35.2	70.0	● 2.5	● 44.5	● 23.5	8.6	● 1.8	33%	42%	46%
REGULAR CHIPS	426.8	6.6	57.2	1.8	17.4	9.2	7.7	0.4			
LARGE COD	906.9	63.2	28.3	1.7	59.9	31.6	2.1	3.0			
TOTAL	1333.7	69.8	85.5	● 3.4	● 77.3	● 40.9	9.8	● 3.4	53%	67%	74%
LARGE CHIPS	770.2	11.9	103.2	3.2	31.4	16.7	13.9	0.8			
REGULAR COD	409.8	28.6	12.8	0.8	27.1	14.3	0.9	1.3			
TOTAL	1180.0	40.5	116.0	● 3.9	● 58.4	● 31.0	14.8	● 2.1	47%	59%	66%
LARGE CHIPS	770.2	11.9	103.2	3.2	31.4	16.7	13.9	0.8			
LARGE COD	906.9	63.2	28.3	1.7	59.9	31.6	2.1	3.0			
TOTAL	1677.1	75.1	131.5	● 4.8	● 91.3	● 48.3	16.0	● 3.8	67%	84%	93%
REGULAR CHIPS	770.2	11.9	103.2	3.2	31.4	16.7	13.9	0.8			
REGULAR COD	906.9	63.2	28.3	1.7	59.9	31.6	2.1	3.0			
REGULAR PEAS	70.4	4.2	11.0	0.4	0.4	0.0	2.9	0.6			
TOTAL	1747.5	79.3	142.5	● 5.3	● 91.7	● 48.3	18.8	● 4.3	70%	87%	97%
REGULAR CHIPS	426.8	6.6	57.2	1.8	17.4	9.2	7.7	0.4			
REGULAR COD	409.8	28.6	12.8	0.8	27.1	14.3	0.9	1.3			
LARGE PEAS	117.8	117.8	18.4	0.7	0.7	0.0	4.8	0.9			
TOTAL	954.4	152.9	88.4	● 3.2	● 45.2	● 23.5	13.4	● 2.7	38%	48%	53%
REGULAR CHIPS	426.8	6.6	57.2	1.8	17.4	9.2	7.7	0.4			
LARGE COD	906.9	63.2	28.3	1.7	59.9	31.6	2.1	3.0			
REGULAR PEAS	70.4	4.2	11.0	0.4	0.4	0.0	2.9	0.6			
TOTAL	1404.1	74.0	96.5	● 3.9	● 77.7	● 40.9	12.6	● 4.0	56%	70%	78%
REGULAR CHIPS	426.8	6.6	57.2	1.8	17.4	9.2	7.7	0.4			
LARGE COD	906.9	63.2	28.3	1.7	59.9	31.6	2.1	3.0			
LARGE PEAS	117.8	117.8	18.4	0.7	0.7	0.0	4.8	0.9			
TOTAL	1451.4	187.6	103.9	● 4.2	● 78.0	● 40.9	14.6	● 4.3	58%	73%	81%
LARGE CHIPS	770.2	11.9	103.2	3.2	31.4	16.7	13.9	0.8			
REGULAR COD	409.8	28.6	12.8	0.8	27.1	14.3	0.9	1.3			
REGULAR PEAS	70.4	4.2	11.0	0.4	0.4	0.0	2.9	0.6			
TOTAL	1250.4	44.7	127.0	● 4.4	● 58.9	● 31.0	17.7	● 2.7	50%	63%	69%
LARGE CHIPS	770.2	11.9	103.2	3.2	31.4	16.7	13.9	0.8			
REGULAR COD	409.8	28.6	12.8	0.8	27.1	14.3	0.9	1.3			
LARGE PEAS	117.8	117.8	18.4	0.7	0.7	0.0	4.8	0.9			
TOTAL	1297.8	158.2	134.4	● 4.7	● 59.2	● 31.0	19.6	● 3.1	52%	65%	72%
LARGE CHIPS	770.2	11.9	103.2	3.2	31.4	16.7	13.9	0.8			
LARGE COD	906.9	63.2	28.3	1.7	59.9	31.6	2.1	3.0			
REGULAR PEAS	70.4	4.2	11.0	0.4	0.4	0.0	2.9	0.6			
TOTAL	1747.5	79.3	142.5	● 5.3	● 91.7	● 48.3	18.8	● 4.3	70%	87%	97%
LARGE CHIPS	770.2	11.9	103.2	3.2	31.4	16.7	13.9	0.8			
LARGE COD	906.9	63.2	28.3	1.7	59.9	31.6	2.1	3.0			
LARGE PEAS	117.8	117.8	18.4	0.7	0.7	0.0	4.8	0.9			

	TOTAL	1794.8	192.9	149.9	5.6	92.0	48.3	20.8	4.7	72%	90%	100%
REGULAR COD		409.8	28.6	12.8	0.8	27.1	14.3	0.9	1.3			
REGULAR PEAS		70.4	4.2	11.0	0.4	0.4	0.0	2.9	0.6			
	TOTAL	480.2	32.8	23.8	1.2	27.5	14.3	3.8	1.9	19%	24%	27%
REGULAR COD		409.8	28.6	12.8	0.8	27.1	14.3	0.9	1.3			
LARGE PEAS		117.8	117.8	18.4	0.7	0.7	0.0	4.8	0.9			
	TOTAL	527.6	146.3	31.2	1.5	27.8	14.3	5.7	2.3	21%	26%	29%
LARGE COD		906.9	63.2	28.3	1.7	59.9	31.6	2.1	3.0			
REGULAR PEAS		70.4	4.2	11.0	0.4	0.4	0.0	2.9	0.6			
	TOTAL	977.3	67.4	39.3	2.1	60.3	31.6	4.9	3.5	39%	49%	54%
LARGE COD		906.9	63.2	28.3	1.7	59.9	31.6	2.1	3.0			
LARGE PEAS		117.8	117.8	18.4	0.7	0.7	0.0	4.8	0.9			
	TOTAL	1024.6	181.0	46.7	2.4	60.6	31.6	6.9	3.9	41%	51%	57%
REGULAR CHIPS		426.8	6.6	57.2	1.8	17.4	9.2	7.7	0.4			
REGULAR PEAS		70.4	4.2	11.0	0.4	0.4	0.0	2.9	0.6			
	TOTAL	497.2	10.8	68.2	2.2	17.8	9.2	10.6	1.0	20%	25%	28%
LARGE CHIPS		770.2	11.9	103.2	3.2	31.4	16.7	13.9	0.8			
REGULAR PEAS		70.4	4.2	11.0	0.4	0.4	0.0	2.9	0.6			
	TOTAL	840.6	16.1	114.2	3.6	31.8	16.7	16.8	1.4	34%	42%	47%
REGULAR CHIPS		426.8	6.6	57.2	1.8	17.4	9.2	7.7	0.4			
LARGE PEAS		117.8	117.8	18.4	0.7	0.7	0.0	4.8	0.9			
	TOTAL	544.6	124.4	75.6	2.5	18.1	9.2	12.5	1.4	22%	27%	30%
LARGE CHIPS		770.2	11.9	103.2	3.2	31.4	16.7	13.9	0.8			
LARGE PEAS		117.8	117.8	18.4	0.7	0.7	0.0	4.8	0.9			
	TOTAL	887.9	129.7	121.6	3.9	32.1	16.7	18.7	1.7	36%	44%	49%
REGULAR CHIPS		426.8	6.6	57.2	1.8	17.4	9.2	7.7	0.4			
STEAK & KIDNEY PIE		488.0	21.7	42.1	1.0	25.9	12.4	8.6	2.3			
	TOTAL	914.8	28.3	99.3	2.8	43.3	21.6	16.3	2.8	37%	46%	51%
LARGE CHIPS		770.2	11.9	103.2	3.2	31.4	16.7	13.9	0.8			
STEAK & KIDNEY PIE		488.0	21.7	42.1	1.0	25.9	12.4	8.6	2.3			
	TOTAL	1258.2	33.6	145.3	4.2	57.3	29.1	22.5	3.1	50%	63%	70%
REGULAR CHIPS		426.8	6.6	57.2	1.8	17.4	9.2	7.7	0.4			
STEAK & KIDNEY PIE		488.0	21.7	42.1	1.0	25.9	12.4	8.6	2.3			
REGULAR PEAS		70.4	4.2	11.0	0.4	0.4	0.0	2.9	0.6			
	TOTAL	985.2	32.5	110.3	3.2	43.7	21.6	19.2	3.3	39%	49%	55%
REGULAR CHIPS		426.8	6.6	57.2	1.8	17.4	9.2	7.7	0.4			
STEAK & KIDNEY PIE		488.0	21.7	42.1	1.0	25.9	12.4	8.6	2.3			
LARGE PEAS		117.8	117.8	18.4	0.7	0.7	0.0	4.8	0.9			
	TOTAL	1032.6	146.1	117.7	3.5	44.0	21.6	21.1	3.7	41%	52%	57%
REGULAR CHIPS		426.8	6.6	57.2	1.8	17.4	9.2	7.7	0.4			
STEAK & KIDNEY PIE		488.0	21.7	42.1	1.0	25.9	12.4	8.6	2.3			
REGULAR BEANS		86.9	5.2	14.2	5.5	0.2	0.0	4.1	0.8			
	TOTAL	1001.7	33.5	113.5	8.3	43.5	21.6	20.4	3.6	40%	50%	56%
REGULAR CHIPS		426.8	6.6	57.2	1.8	17.4	9.2	7.7	0.4			
STEAK & KIDNEY PIE		488.0	21.7	42.1	1.0	25.9	12.4	8.6	2.3			
LARGE BEANS		145.4	8.6	23.7	9.2	0.4	0.0	6.8	1.4			
	TOTAL	1060.2	36.9	123.0	12.0	43.6	21.6	23.1	4.2	42%	53%	59%
LARGE CHIPS		770.2	11.9	103.2	3.2	31.4	16.7	13.9	0.8			
STEAK & KIDNEY PIE		488.0	21.7	42.1	1.0	25.9	12.4	8.6	2.3			
REGULAR PEAS		70.4	4.2	11.0	0.4	0.4	0.0	2.9	0.6			
	TOTAL	1328.6	37.8	156.3	4.6	57.7	29.1	25.4	3.7	53%	66%	74%
LARGE CHIPS		770.2	11.9	103.2	3.2	31.4	16.7	13.9	0.8			
STEAK & KIDNEY PIE		488.0	21.7	42.1	1.0	25.9	12.4	8.6	2.3			
LARGE PEAS		117.8	117.8	18.4	0.7	0.7	0.0	4.8	0.9			
	TOTAL	1375.9	151.4	163.7	4.9	58.0	29.1	27.3	4.1	55%	69%	76%
LARGE CHIPS		770.2	11.9	103.2	3.2	31.4	16.7	13.9	0.8			
STEAK & KIDNEY PIE		488.0	21.7	42.1	1.0	25.9	12.4	8.6	2.3			

REGULAR BEANS	86.9	5.2	14.2	5.5	0.2	0.0	4.1	0.8			
TOTAL	1345.1	38.8	159.5	9.7	57.5	29.1	26.6	4.0	54%	67%	75%
LARGE CHIPS	770.2	11.9	103.2	3.2	31.4	16.7	13.9	0.8			
STEAK & KIDNEY PIE	488.0	21.7	42.1	1.0	25.9	12.4	8.6	2.3			
LARGE BEANS	145.4	8.6	23.7	9.2	0.4	0.0	6.8	1.4			
TOTAL	1403.5	42.3	169.1	13.4	57.6	29.1	29.3	4.5	56%	70%	78%
REGULAR CHIPS	426.8	6.6	57.2	1.8	17.4	9.2	7.7	0.4			
REGULAR BEANS	86.9	5.2	14.2	5.5	0.2	0.0	4.1	0.8			
TOTAL	513.7	11.8	71.4	7.3	17.6	9.2	11.8	1.3	21%	26%	29%
REGULAR CHIPS	426.8	6.6	57.2	1.8	17.4	9.2	7.7	0.4			
LARGE BEANS	145.4	8.6	23.7	9.2	0.4	0.0	6.8	1.4			
TOTAL	572.2	15.2	80.9	11.0	17.7	9.2	14.5	1.8	23%	29%	32%
LARGE CHIPS	770.2	11.9	103.2	3.2	31.4	16.7	13.9	0.8			
REGULAR BEANS	86.9	5.2	14.2	5.5	0.2	0.0	4.1	0.8			
TOTAL	857.1	17.1	117.4	8.7	31.6	16.7	18.0	1.6	34%	43%	48%
LARGE CHIPS	770.2	11.9	103.2	3.2	31.4	16.7	13.9	0.8			
LARGE BEANS	145.4	8.6	23.7	9.2	0.4	0.0	6.8	1.4			
TOTAL	915.5	20.6	127.0	12.4	31.7	16.7	20.7	2.2	37%	46%	51%
REGULAR CHIPS	426.8	6.6	57.2	1.8	17.4	9.2	7.7	0.4			
CHICKEN & MUSHROOM PIE	475.0	17.2	35.5	0.7	29.2	11.3	7.9	2.3			
TOTAL	901.8	23.8	92.7	2.5	46.6	20.5	15.6	2.7	36%	45%	50%
LARGE CHIPS	770.2	11.9	103.2	3.2	31.4	16.7	13.9	0.8			
CHICKEN & MUSHROOM PIE	475.0	17.2	35.5	0.7	29.2	11.3	7.9	2.3			
TOTAL	1245.2	29.1	138.7	3.9	60.6	28.0	21.8	3.1	50%	62%	69%
REGULAR CHIPS	426.8	6.6	57.2	1.8	17.4	9.2	7.7	0.4			
CHICKEN & MUSHROOM PIE	475.0	17.2	35.5	0.7	29.2	11.3	7.9	2.3			
REGULAR PEAS	70.4	4.2	11.0	0.4	0.4	0.0	2.9	0.6			
TOTAL	972.2	28.0	103.7	2.9	47.0	20.5	18.5	3.3	39%	49%	54%
REGULAR CHIPS	426.8	6.6	57.2	1.8	17.4	9.2	7.7	0.4			
CHICKEN & MUSHROOM PIE	475.0	17.2	35.5	0.7	29.2	11.3	7.9	2.3			
LARGE PEAS	117.8	117.8	18.4	0.7	0.7	0.0	4.8	0.9			
TOTAL	1019.6	141.6	111.1	3.2	47.3	20.5	20.4	3.6	41%	51%	57%
LARGE CHIPS	770.2	11.9	103.2	3.2	31.4	16.7	13.9	0.8			
CHICKEN & MUSHROOM PIE	475.0	17.2	35.5	0.7	29.2	11.3	7.9	2.3			
REGULAR PEAS	70.4	4.2	11.0	0.4	0.4	0.0	2.9	0.6			
TOTAL	1315.6	33.3	149.7	4.3	61.0	28.0	24.7	3.6	53%	66%	73%
LARGE CHIPS	770.2	11.9	103.2	3.2	31.4	16.7	13.9	0.8			
CHICKEN & MUSHROOM PIE	475.0	17.2	35.5	0.7	29.2	11.3	7.9	2.3			
LARGE PEAS	117.8	117.8	18.4	0.7	0.7	0.0	4.8	0.9			
TOTAL	1362.9	146.9	157.1	4.6	61.3	28.0	26.6	4.0	55%	68%	76%
LARGE CHIPS	770.2	11.9	103.2	3.2	31.4	16.7	13.9	0.8			
CHICKEN & MUSHROOM PIE	475.0	17.2	35.5	0.7	29.2	11.3	7.9	2.3			
REGULAR BEANS	86.9	5.2	14.2	5.5	0.2	0.0	4.1	0.8			
TOTAL	1332.1	34.3	152.9	9.4	60.8	28.0	25.9	3.9	53%	67%	74%
LARGE CHIPS	770.2	11.9	103.2	3.2	31.4	16.7	13.9	0.8			
CHICKEN & MUSHROOM PIE	475.0	17.2	35.5	0.7	29.2	11.3	7.9	2.3			
LARGE BEANS	145.4	8.6	23.7	9.2	0.4	0.0	6.8	1.4			
TOTAL	1390.5	37.8	162.5	13.1	60.9	28.0	28.6	4.5	56%	70%	77%
REGULAR CHIPS	426.8	6.6	57.2	1.8	17.4	9.2	7.7	0.4			
CHICKEN & MUSHROOM PIE	475.0	17.2	35.5	0.7	29.2	11.3	7.9	2.3			
REGULAR BEANS	86.9	5.2	14.2	5.5	0.2	0.0	4.1	0.8			
TOTAL	988.7	29.0	106.9	8.0	46.8	20.5	19.7	3.5	40%	49%	55%
REGULAR CHIPS	426.8	6.6	57.2	1.8	17.4	9.2	7.7	0.4			
CHICKEN & MUSHROOM PIE	475.0	17.2	35.5	0.7	29.2	11.3	7.9	2.3			
LARGE BEANS	145.4	8.6	23.7	9.2	0.4	0.0	6.8	1.4			
TOTAL	1047.2	32.4	116.4	11.7	46.9	20.5	22.4	4.1	42%	52%	58%
LARGE CHIPS	770.2	11.9	103.2	3.2	31.4	16.7	13.9	0.8			
CHICKEN & MUSHROOM PIE	475.0	17.2	35.5	0.7	29.2	11.3	7.9	2.3			

REGULAR PEAS	70.4	4.2	11.0	0.4	0.4	0.0	2.9	0.6			
TOTAL	1315.6	33.3	149.7	4.3	61.0	28.0	24.7	3.6	53%	66%	73%
LARGE CHIPS	770.2	11.9	103.2	3.2	31.4	16.7	13.9	0.8			
CHICKEN & MUSHROOM PIE	475.0	17.2	35.5	0.7	29.2	11.3	7.9	2.3			
LARGE PEAS	117.8	117.8	18.4	0.7	0.7	0.0	4.8	0.9			
TOTAL	1362.9	146.9	157.1	4.6	61.3	28.0	26.6	4.0	55%	68%	76%
LARGE CHIPS	770.2	11.9	103.2	3.2	31.4	16.7	13.9	0.8			
CHICKEN & MUSHROOM PIE	475.0	17.2	35.5	0.7	29.2	11.3	7.9	2.3			
REGULAR BEANS	86.9	5.2	14.2	5.5	0.2	0.0	4.1	0.8			
TOTAL	1332.1	34.3	152.9	9.4	60.8	28.0	25.9	3.9	53%	67%	74%
LARGE CHIPS	770.2	11.9	103.2	3.2	31.4	16.7	13.9	0.8			
CHICKEN & MUSHROOM PIE	475.0	17.2	35.5	0.7	29.2	11.3	7.9	2.3			
LARGE BEANS	145.4	8.6	23.7	9.2	0.4	0.0	6.8	1.4			
TOTAL	1390.5	37.8	162.5	13.1	60.9	28.0	28.6	4.5	56%	70%	77%
REGULAR CHIPS	426.8	6.6	57.2	1.8	17.4	9.2	7.7	0.4			
BEEF & ONION PIE	552.0	17.6	41.3	0.9	32.6	15.5	6.9	2.1			
TOTAL	978.8	24.2	98.5	2.7	50.0	24.7	14.6	2.6	39%	49%	54%
LARGE CHIPS	770.2	11.9	103.2	3.2	31.4	16.7	13.9	0.8			
BEEF & ONION PIE	552.0	17.6	41.3	0.9	32.6	15.5	6.9	2.1			
TOTAL	1322.2	29.5	144.5	4.1	64.0	32.2	20.8	2.9	53%	66%	73%
REGULAR CHIPS	426.8	6.6	57.2	1.8	17.4	9.2	7.7	0.4			
BEEF & ONION PIE	552.0	17.6	41.3	0.9	32.6	15.5	6.9	2.1			
REGULAR PEAS	70.4	4.2	11.0	0.4	0.4	0.0	2.9	0.6			
TOTAL	1049.2	28.4	109.5	3.1	50.4	24.7	17.5	3.1	42%	52%	58%
REGULAR CHIPS	426.8	6.6	57.2	1.8	17.4	9.2	7.7	0.4			
BEEF & ONION PIE	552.0	17.6	41.3	0.9	32.6	15.5	6.9	2.1			
LARGE PEAS	117.8	117.8	18.4	0.7	0.7	0.0	4.8	0.9			
TOTAL	1096.6	142.0	116.9	3.4	50.7	24.7	19.4	3.5	44%	55%	61%
LARGE CHIPS	770.2	11.9	103.2	3.2	31.4	16.7	13.9	0.8			
BEEF & ONION PIE	552.0	17.6	41.3	0.9	32.6	15.5	6.9	2.1			
REGULAR PEAS	70.4	4.2	11.0	0.4	0.4	0.0	2.9	0.6			
TOTAL	1392.6	33.7	155.5	4.5	64.4	32.2	23.7	3.5	56%	70%	77%
LARGE CHIPS	770.2	11.9	103.2	3.2	31.4	16.7	13.9	0.8			
BEEF & ONION PIE	552.0	17.6	41.3	0.9	32.6	15.5	6.9	2.1			
LARGE PEAS	117.8	117.8	18.4	0.7	0.7	0.0	4.8	0.9			
TOTAL	1439.9	147.3	162.9	4.8	64.7	32.2	25.6	3.9	58%	72%	80%
LARGE CHIPS	770.2	11.9	103.2	3.2	31.4	16.7	13.9	0.8			
BEEF & ONION PIE	552.0	17.6	41.3	0.9	32.6	15.5	6.9	2.1			
REGULAR BEANS	86.9	5.2	14.2	5.5	0.2	0.0	4.1	0.8			
TOTAL	1409.1	34.7	158.7	9.6	64.2	32.2	24.9	3.8	56%	70%	78%
LARGE CHIPS	770.2	11.9	103.2	3.2	31.4	16.7	13.9	0.8			
BEEF & ONION PIE	552.0	17.6	41.3	0.9	32.6	15.5	6.9	2.1			
LARGE BEANS	145.4	8.6	23.7	9.2	0.4	0.0	6.8	1.4			
TOTAL	1467.5	38.2	168.3	13.3	64.3	32.2	27.6	4.3	59%	73%	82%
REGULAR CHIPS	426.8	6.6	57.2	1.8	17.4	9.2	7.7	0.4			
BEEF & ONION PIE	552.0	17.6	41.3	0.9	32.6	15.5	6.9	2.1			
REGULAR BEANS	86.9	5.2	14.2	5.5	0.2	0.0	4.1	0.8			
TOTAL	1065.7	29.4	112.7	8.2	50.2	24.7	18.7	3.4	43%	53%	59%
REGULAR CHIPS	426.8	6.6	57.2	1.8	17.4	9.2	7.7	0.4			
BEEF & ONION PIE	552.0	17.6	41.3	0.9	32.6	15.5	6.9	2.1			
LARGE BEANS	145.4	8.6	23.7	9.2	0.4	0.0	6.8	1.4			
TOTAL	1124.2	32.8	122.2	11.9	50.3	24.7	21.4	4.0	45%	56%	62%
LARGE CHIPS	770.2	11.9	103.2	3.2	31.4	16.7	13.9	0.8			
BEEF & ONION PIE	552.0	17.6	41.3	0.9	32.6	15.5	6.9	2.1			
REGULAR PEAS	70.4	4.2	11.0	0.4	0.4	0.0	2.9	0.6			
TOTAL	1392.6	33.7	155.5	4.5	64.4	32.2	23.7	3.5	56%	70%	77%
LARGE CHIPS	770.2	11.9	103.2	3.2	31.4	16.7	13.9	0.8			
BEEF & ONION PIE	552.0	17.6	41.3	0.9	32.6	15.5	6.9	2.1			
LARGE PEAS	117.8	117.8	18.4	0.7	0.7	0.0	4.8	0.9			

	TOTAL	1439.9	147.3	162.9		4.8		64.7		32.2	25.6		3.9	58%	72%	80%	
LARGE CHIPS		770.2	11.9	103.2		3.2		31.4		16.7		13.9		0.8			
BEEF & ONION PIE		552.0	17.6	41.3		0.9		32.6		15.5		6.9		2.1			
REGULAR BEANS		86.9	5.2	14.2		5.5		0.2		0.0		4.1		0.8			
	TOTAL	1409.1	34.7	158.7		9.6		64.2		32.2	24.9		3.8	56%	70%	78%	
LARGE CHIPS		770.2	11.9	103.2		3.2		31.4		16.7		13.9		0.8			
BEEF & ONION PIE		552.0	17.6	41.3		0.9		32.6		15.5		6.9		2.1			
LARGE BEANS		145.4	8.6	23.7		9.2		0.4		0.0		6.8		1.4			
	TOTAL	1467.5	38.2	168.3		13.3		64.3		32.2	27.6		4.3	59%	73%	82%	
REGULAR CHIPS		426.8	6.6	57.2		1.8		17.4		9.2		7.7		0.4			
POTATO CHEESE & ONION PIE		536.0	14.1	51.9		4.0		30.2		15.5		2.9		2.4			
	TOTAL	962.8	20.7	109.1		5.8		47.6		24.7	10.6		2.8	39%	48%	53%	
LARGE CHIPS		770.2	11.9	103.2		3.2		31.4		16.7		13.9		0.8			
POTATO CHEESE & ONION PIE		536.0	14.1	51.9		4.0		30.2		15.5		2.9		2.4			
	TOTAL	1306.2	26.0	155.1		7.2		61.6		32.2	16.8		3.2	52%	65%	73%	
REGULAR CHIPS		426.8	6.6	57.2		1.8		17.4		9.2		7.7		0.4			
POTATO CHEESE & ONION PIE		536.0	14.1	51.9		4.0		30.2		15.5		2.9		2.4			
REGULAR PEAS		70.4	4.2	11.0		0.4		0.4		0.0		2.9		0.6			
	TOTAL	1033.2	24.9	120.1		6.2		48.0		24.7	13.5		3.4	41%	52%	57%	
REGULAR CHIPS		426.8	6.6	57.2		1.8		17.4		9.2		7.7		0.4			
POTATO CHEESE & ONION PIE		536.0	14.1	51.9		4.0		30.2		15.5		2.9		2.4			
LARGE PEAS		117.8	117.8	18.4		0.7		0.7		0.0		4.8		0.9			
	TOTAL	1080.6	138.5	127.5		6.5		48.3		24.7	15.4		3.7	43%	54%	60%	
LARGE CHIPS		770.2	11.9	103.2		3.2		31.4		16.7		13.9		0.8			
POTATO CHEESE & ONION PIE		536.0	14.1	51.9		4.0		30.2		15.5		2.9		2.4			
REGULAR PEAS		70.4	4.2	11.0		0.4		0.4		0.0		2.9		0.6			
	TOTAL	1376.6	30.2	166.1		7.6		62.0		32.2	19.7		3.7	55%	69%	76%	
LARGE CHIPS		770.2	11.9	103.2		3.2		31.4		16.7		13.9		0.8			
POTATO CHEESE & ONION PIE		536.0	14.1	51.9		4.0		30.2		15.5		2.9		2.4			
LARGE PEAS		117.8	117.8	18.4		0.7		0.7		0.0		4.8		0.9			
	TOTAL	1423.9	143.8	173.5		7.9		62.3		32.2	21.6		4.1	57%	71%	79%	
LARGE CHIPS		770.2	11.9	103.2		3.2		31.4		16.7		13.9		0.8			
POTATO CHEESE & ONION PIE		536.0	14.1	51.9		4.0		30.2		15.5		2.9		2.4			
REGULAR BEANS		86.9	5.2	14.2		5.5		0.2		0.0		4.1		0.8			
	TOTAL	1393.1	31.2	169.3		12.7		61.8		32.2	20.9		4.0	56%	70%	77%	
LARGE CHIPS		770.2	11.9	103.2		3.2		31.4		16.7		13.9		0.8			
POTATO CHEESE & ONION PIE		536.0	14.1	51.9		4.0		30.2		15.5		2.9		2.4			
LARGE BEANS		16.0	16.0	16.0		16.0		16.0		16.0		16.0		16.0			
	TOTAL	1322.2	42.0	171.1		23.2		77.6		48.2	32.8		19.2	53%	66%	73%	
REGULAR CHIPS		426.8	6.6	57.2		1.8		17.4		9.2		7.7		0.4			
POTATO CHEESE & ONION PIE		536.0	14.1	51.9		4.0		30.2		15.5		2.9		2.4			
REGULAR BEANS		86.9	5.2	14.2		5.5		0.2		0.0		4.1		0.8			
	TOTAL	1049.7	25.9	123.3		11.3		47.8		24.7	14.7		3.6	42%	52%	58%	
REGULAR CHIPS		426.8	6.6	57.2		1.8		17.4		9.2		7.7		0.4			
POTATO CHEESE & ONION PIE		536.0	14.1	51.9		4.0		30.2		15.5		2.9		2.4			
LARGE BEANS		145.4	8.6	23.7		9.2		0.4		0.0		6.8		1.4			
	TOTAL	1108.2	29.3	132.8		15.0		47.9		24.7	17.4		4.2	44%	55%	62%	
LARGE CHIPS		770.2	11.9	103.2		3.2		31.4		16.7		13.9		0.8			
POTATO CHEESE & ONION PIE		536.0	14.1	51.9		4.0		30.2		15.5		2.9		2.4			
REGULAR PEAS		70.4	4.2	11.0		0.4		0.4		0.0		2.9		0.6			
	TOTAL	1376.6	30.2	166.1		7.6		62.0		32.2	19.7		3.7	55%	69%	76%	
LARGE CHIPS		770.2	11.9	103.2		3.2		31.4		16.7		13.9		0.8			
POTATO CHEESE & ONION PIE		536.0	14.1	51.9		4.0		30.2		15.5		2.9		2.4			
LARGE PEAS		117.8	117.8	18.4		0.7		0.7		0.0		4.8		0.9			
	TOTAL	1423.9	143.8	173.5		7.9		62.3		32.2	21.6		4.1	57%	71%	79%	
LARGE CHIPS		770.2	11.9	103.2		3.2		31.4		16.7		13.9		0.8			
POTATO CHEESE & ONION PIE		536.0	14.1	51.9		4.0		30.2		15.5		2.9		2.4			
REGULAR BEANS		86.9	5.2	14.2		5.5		0.2		0.0		4.1		0.8			
	TOTAL	1393.1	31.2	169.3		12.7		61.8		32.2	20.9		4.0	56%	70%	77%	

LARGE CHIPS	770.2	11.9	103.2	3.2	31.4	16.7	13.9	0.8			
POTATO CHEESE & ONION PIE	536.0	14.1	51.9	4.0	30.2	15.5	2.9	2.4			
LARGE BEANS	145.4	8.6	23.7	9.2	0.4	0.0	6.8	1.4			
TOTAL	1451.5	34.7	178.9	16.4	61.9	32.2	23.6	4.6	58%	73%	81%